





Mini Keurig Inspired Coffee Treat Holder

BASE PATTERN PIECES



2 3/4 X 2 1/2



2 3/4 X 2 1/2

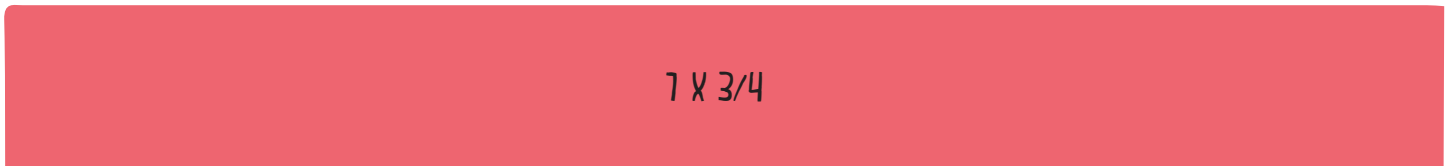
THESE ARE
THE
TOP
&
BOTTOM
PIECES

THIS IS THE WRAP CONNECTOR FOR THE TOP. SCORE THIS AT 3/4 ON THE 1 INCH SIDE AND THEN CUT YOUR TRIANGLES



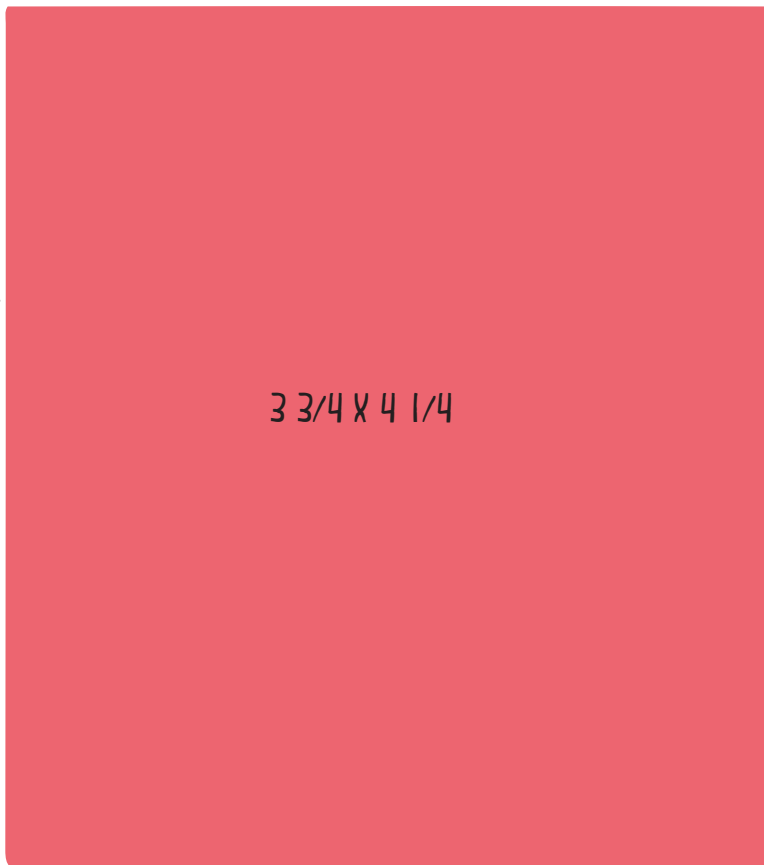
7 X 1

THIS IS THE WRAP CONNECTOR FOR THE BOTTOM. SCORE THIS AT 1/2 ON THE 3/4 INCH SIDE AND THEN CUT YOUR TRIANGLES



7 X 3/4

THIS IS THE BACK
PIECE. SCORE
THIS PIECE
AT 1/2 INCH & 3 1/4.



3 3/4 X 4 1/4

THIS ARE THE CONNECTORS TO CONNECT
THE BACK PIECE
& THE TOP AND BOTTOM PIECES.
SCORE THESE AT 1/2 INCH, BURNISH
& ADD SCORE TAPE



2 3/4 X 1



2 3/4 X 1